

Tel: 01562 824206

Email [office@stprimary.org](mailto:office@stprimary.org)

Website: [www.stprimary.org](http://www.stprimary.org)

Our word for the month of May is 'Construction' - this has linked to our STEM project.

Our value for next half-term is being 'Reflective'.

Proverbs 27:19

'As in water face reflects face, so the heart of man reflects the man'

## Message from the Head

Dear Parents/Carers,

It has been a busy half term, but we seem to have got back to some sort of 'normal'. The children have settled back into a good routine in lessons and their behaviour has been of a really high standard. It has been lovely to see so many pupils in their new summer dress, they look really smart, and the colour of the fabric matches well with the rest of the school uniform. Regarding uniform, if you have any spare school uniform that your child has grown out of, if you could donate it to the school office, that would be greatly appreciated.

We have thoroughly enjoyed our STEM project for the past three weeks and the focus has been designing, investigating, making, and evaluating a product to solve a problem. The teachers have captured the learning throughout the STEM project using photographs and videos. These will be uploaded onto our school website very soon when they are completed, and a text will be sent to let you know they are ready for viewing.

On Friday, teachers across the MAT are meeting to plan and prepare for learning for the rest of the summer term. They return to an Art week which will be exciting for the children, learning about artists and skills used across the Art curriculum. Teachers will be sending out their parent planner after half term. The topic is called 'Those Who Came Before Us'. The curriculum subject driver will be History. The parent planner is designed to enable parents and adults at home to support their child's learning.

In the summer term, we are planning to organise more parent workshops across the whole school. A huge thankyou to the parents/carers that attended the Reception phonic workshops. We have recently assessed the children in Reception, and they have made great progress.

The teachers have been busy planning trips for the children. Information regarding these trips will be sent out to you all as soon when all the costings and transport arrangements have been finalised.

I have included some dates for your diary in the newsletter. We are planning a Leavers Assembly and Sports Day activities. Details will follow nearer the date.

Regarding new school uniform, thank you for your patience. It has been a challenge for the company to source the fabric and make the uniform during the pandemic. If you do need to order an item of uniform for the next academic year, please use the teachers2parent app. These orders really need to be made by tomorrow to ensure they arrive in good time.

Have a safe and relaxing break and once again, thank you to all our dedicated staff team and for all your support during this half term.

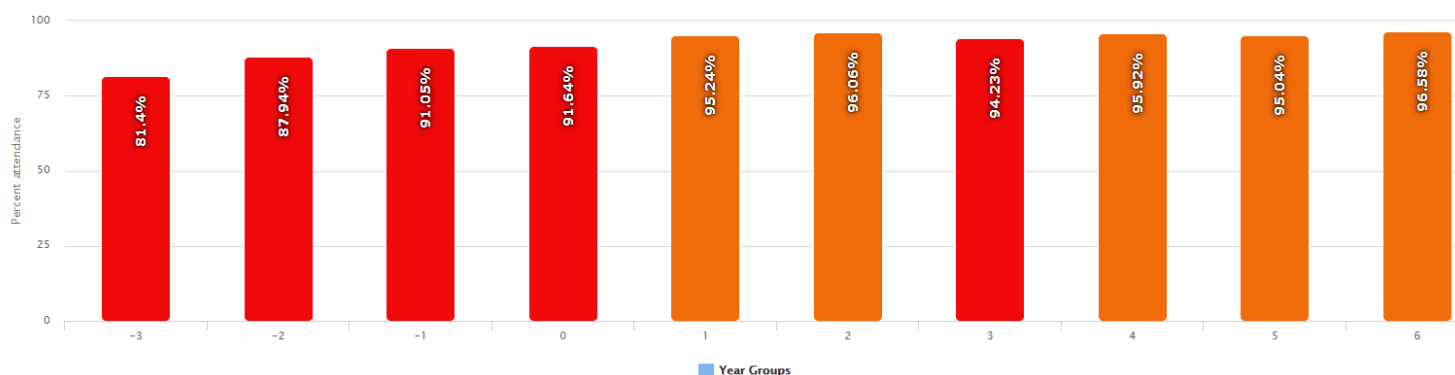
Kind regards



Head of School

# ATTENDANCE

## Attendance by year group from April 20<sup>th</sup> – 26<sup>th</sup> May 2021



The target this year is to ensure all children have at least 96% attendance.

Current attendance is 96%

Thank you to all Parents and Carers for ensuring that their child/ren attend school and are punctual for the start of the school day. Good attendance has a positive impact on your child's well-being and educational outcomes.

We do know that from time-to-time children are really too poorly to come to school. If this is the case, please ring the school office by 9.15am on 01562 824206 or email, if you prefer, [office@stgprimary.org](mailto:office@stgprimary.org). Phones are manned from 8.00am but an answerphone service is available before this time. It is important that you inform school if your child is unwell.

## IMPORTANT DATES and REMINDERS

**FRIDAY 28<sup>th</sup> MAY 2021** – TEACHER TRAINING DAY – **SCHOOL CLOSED TO PUPILS**

**MONDAY 31<sup>st</sup> MAY – FRIDAY 4<sup>th</sup> JUNE** – HALF TERM HOLIDAY

**MONDAY 7<sup>th</sup> JUNE 2021** - CHILDREN RETURN TO SCHOOL

**WEEK BEGINNING 12<sup>th</sup> JULY** – SPORTING EVENTS

**MONDAY 19<sup>th</sup> JULY** – YEAR 6 LEAVERS' SERVICE AND REFRESHMENTS

**WEDNESDAY 21<sup>st</sup> JULY** – LAST DAY OF TERM


To ensure the safety of our community it is vital that we remain in contact. If a member of your household tests positive for Covid-19 you **must** inform the school. Please email the school office immediately: [office@stgprimary.org](mailto:office@stgprimary.org) This is so that the school can inform the Local Response Team and then take any appropriate actions. As soon as a member of your household displays symptoms, you must isolate for **10 days** or until a negative result.

# School Term Dates September 2021 to July 2022

<u>HOLIDAY</u>	<u>SCHOOL CLOSES ON</u>	<u>SCHOOL TED DAYS</u>	<u>SCHOOL RE-OPENS ON</u>
<b>AUTUMN TERM</b>	N/A	Thursday 2 <sup>nd</sup> September Friday 3 <sup>rd</sup> September	Monday 6 <sup>th</sup> September
<b>AUTUMN HALF TERM</b>	Thursday 21 <sup>st</sup> October	Friday 22 <sup>nd</sup> October	Monday 1 <sup>st</sup> November
<b>CHRISTMAS</b>	Friday 17 <sup>th</sup> December	N/A	Tuesday 4 <sup>th</sup> Jan 2022
<b>SPRING HALF TERM</b>	Thursday 17 <sup>th</sup> February	Friday 18 <sup>th</sup> February	Monday 28 <sup>th</sup> February
<b>EASTER</b>	Thursday 7 <sup>th</sup> April	Friday 8 <sup>th</sup> April	Monday 25 <sup>th</sup> April
<b>SUMMER HALF TERM</b>	Thursday 26 <sup>th</sup> May	Friday 27 <sup>th</sup> May	Monday 6 <sup>th</sup> June
<b>END OF SUMMER TERM</b>	Friday 22 <sup>nd</sup> July	N/A	N/A

## TOTS

Tots have been enjoying the story of the Three Billy Goats Gruff. They have made bridges and painted pictures of the cheeky Troll. Outside they have made cabbage soup in the mud kitchen and drinks for the Troll using petals, grass and leaves.



## NURSERY

The Nursery children have enjoyed taking part in a STEM project. After reading 'The Three Billy Goats Gruff' we wanted to help the goats cross the river safely, so they do not get eaten by the troll. We built large bridges outside and pretended to be the goats and troll. We then built small bridges inside the classroom and used our own props to retell the story. Finally, we used different methods to join boxes together to make our own bridge.

I would like to thank all the parents who consistently read at least three times a week to their child and record this in their reading diary. Please remember to keep recording all the books you share with your child and return your child's reading diary to school every Tuesday. Prizes for consistent reading will be handed out this week.

Have a lovely half term break.

Mrs Thomas



# RECEPTION

This term we have spent a long time listening to and retelling the story of the 3 Billy Goats Gruff. For our STEM project we soon discovered that the turf outside the class was not green and juicy. The only way the goats could get to the sweet green grass was to cross the bridge, but the **big** problem was that under the bridge lives a troll who wants to eat goats.

"We will have to build a new bridge for the goats."



We have been looking at photos of different bridges from around the world and talked about how they are made. We have used different materials and ways of joining to construct our own bridges then tested them – did they stay upright? Could a goat trip trap over them.?

We have been looking at the names of 2d and some 3d shapes and using words that tell us about the shapes. Now we are finding out what happens when a shape is cut in half....

A huge thankyou from the Reception team to all the families who have been reading 3 times a week at home. Our percentage has doubled in the last week. Superstars!



We hope you all have a safe and restful week at home next week – we may even get to enjoy some sunshine!




# YEAR 1

We have had a busy few weeks!

We have welcomed Miss Kelly and Miss Lloyd-Hickman into our class. They have been very busy helping us with our learning.

We have started our STEM project that has been linked to our text in English text – 'The Lighthouse Keeper's Lunch' by Ronda and David Armitage. We are making devices using pulleys to help get the plastic out of the ocean after learning about floating and sinking and experimenting with pulleys on a big scale in the hall!



Linked to our book we have learnt all about Grace Darling who was a real person who was very brave who rescued people from a shipwreck! Ask us to tell you all of the facts that we know about her!

In Maths we have been learning about simple multiplication and division including finding equal groups and using arrays. We are now starting our work on fractions (halves and quarters).

In phonics we are busy learning new sounds and building our reading fluency. Please remember to read at least three times a week and record this. Our percentage was better last week 😊 but my aim is 100%!

# YEAR 2

This term we have been working hard on our STEM project.

The children were shocked to discover an area of the school covered in litter and where nothing could grow anymore!

However, the children soon had a plan to change that. They researched, designed, cut, chopped and glued to create 'wasteland warriors' who could transform the wasteland into a wonderland!



## YEAR 3

The Y3 classroom has been converted into a STEM lab for the last few weeks as we have been fully immersed in our STEM project. We have all been working our way through the design process, the highs, and the lows, making our own fossil grabbers to send deep into the rainforest to help our new friends reach some precious fossils stuck, just out of reach, in a sinkhole. The children have really enjoyed making their designs a reality and working through design issues that they found, reflecting on how they might solve the different problems. We were lucky enough to have a zoom meeting with Lapworth museum of geology where the children were told about different fossils, including fossilised poo, and they loved seeing the different rocks glowing under UV light. We have looked at, and held, real fossils and put ourselves in role as paleontologists digging out fossils in our STEM lab, as well as looking at levers, using litter grabbers around the school grounds to collect litter and clean up our shared areas. We have also completed an explanation text about how fossils are created as part of our writing.

Thank you to all that donated cardboard for this to happen, it has been so good to see all the children engage with this project.

Thank you too because we have also improved our home reading scores every week, hopefully this will continue.

A few weeks ago, we all enjoyed Pyjamarama day, where we all went around school and found an alternative place to read a book and we looked at books by our key authors, Anne Fine and Dick King-Smith.

Have a super half term! From the Y3 team.




# YEAR 4

In Year 4 we have been looking at decimals and making this more practical. We have used counters to physically move on a place value grid as well as to use our rulers to measure centimetres and millimetres.

In English we have been linking this to our curriculum work with our STEM. We have had help from Hiccup Horrendous Haddock in How To Train Your Dragon, giving us advice on how we can scare away a terrifying tentacled monster (or is it a friend?).

In Physical Education we have been looking at rounders and the rules of running around each base and where to stay for half a rounder. We progressed this to throwing and catching where we challenged ourselves by standing a variety of distances away from one another.





# YEAR 5

## YEAR 5

What a busy and exciting month it has been! Y5 have been extra creative this month as they have fully immersed themselves into the STEM project and completed some beautiful artwork, which will be displayed in our local subway.

### Kidderminster Art Project

The Kidderminster Art Project was great fun as we were able to work collaboratively to create some fantastic artwork to promote working as community (whether it being a local community or globally) to be environmentally friendly.



# YEAR 6

Y6 have been working hard this month in Reading, English and Maths. They are really enjoying the text 'The 1000-Year-Old Boy' in Reading where they have been gripped by the cliff hanger chapters and the vivid character descriptions. They have been making some excellent predictions that we are yet to see if they are true!

In Writing, the children have been working hard writing their non-chronological reports on their hybrid animals. We have put together a display of the work in our cloakroom, which looks great! The children have then been writing a persuasive letter in the hope that people can adopt their animal!



In Maths, the children have been finding Algebra hard but this has not stopped them. They have persevered.

Our STEM project has been very exciting over the past three weeks. The children have been making a beacon that signals using light and sound if they were to get trapped in a cave! They have explored electric circuit; used their sawing, hammering and screwing skills; and have also been able to design and evaluate their ideas. You will be able to see the finished products the school website in due course.



# ALDI COMPETITION


**Don't forget to take part in the Aldi – Design a lorry competition. Each and every one of you will have been given a template to complete your designs on so get creative over Whitsun Week.**

The Get Set to Eat Fresh Design a Lorry Competition challenges young people aged 5–14 to get creative and design an Aldi lorry that celebrates fresh, healthy food. The winning design will be selected by a judging panel from Aldi and Team GB. The judges will be on the lookout for an **inventive, exciting and eye-catching** design that celebrates good food and will inspire others to eat well, so please encourage your child to get creative!

## PRIZES

By taking part in the competition our students have the chance to see their designs come to life – with the two winning designs each used on their own Aldi lorry, ready to deliver produce to Aldi stores around the country! The winning student will also receive a Team GB goody bag and £50 of Aldi vouchers to spend on fresh produce or kitchen equipment and their school will win £1,000 of Aldi vouchers for kitchen equipment or ingredients.

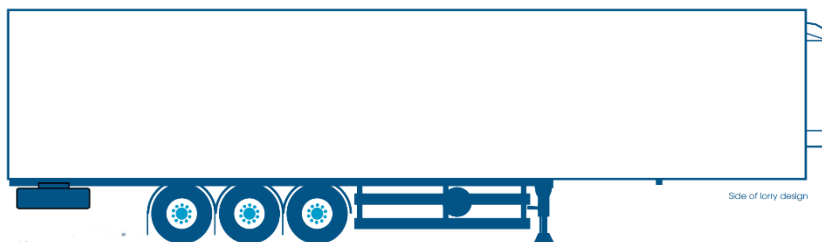
**Bring your completed designs back to school and hand in to your class teacher along with the cover sheet completed.**



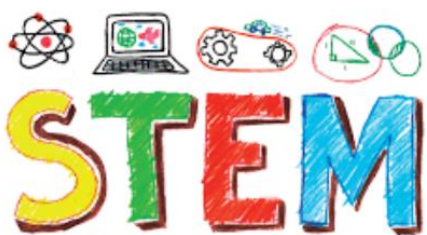
Design a Lorry | Entry Template

## DESIGN A LORRY TO CELEBRATE FRESH, HEALTHY FOOD.

Enter your lorry design into our competition for the chance to win great prizes, including seeing your design on a real Aldi lorry! Don't forget to create a design for both the side and back of the lorry!



Thank you for your support.



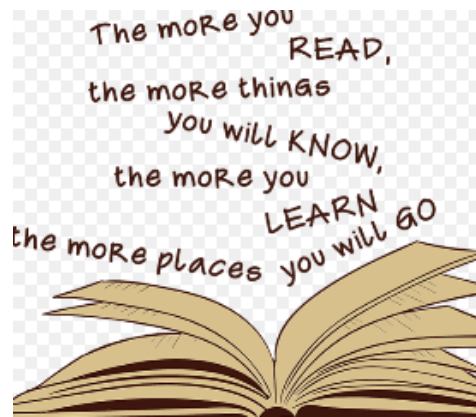
WOW! We have all had such a fantastic time during the last 3 weeks of our STEM projects. The children throughout the school have shown such imagination, dedication and perseverance in the design, make and evaluate process of D&T. We have been using our knowledge of science, technology, engineering and Maths to help us solve problems. The children have become true engineers coming up with solutions to problems and inventing products to help out.

On Thursday 27<sup>th</sup> May we had a celebration of STEM assembly in our bubbles showcasing our designs and products with another class. Each class have chosen children who worked well in different attributes of STEM the certificates have been given out for:

Daring design	Growth mindset	Magic mistake	Construction	Investigation
N - Bella	N- Asha	N- Joshua	N-Taylor	N- Elwood
R- Anesia	R- George	R- Chase	R- Jacob K	R- Poppy
Yr1 – Lily	Yr1 – Mariya	Yr1 – Eva	Yr1 – Umar	Yr1 – Irshad
Yr2- Ruby	Yr2-Alex	Yr2- Sophia	Yr2- Sadiqa	Yr2-Ayaan
Yr3- Kaylum	Yr3- Daniel	Yr3- Rex	Yr3- Ismaa	Yr3- Daisy
Yr4- Zoe and Amelia	Yr4- Alfie	Yr4- Basheer	Yr4- Jackson	Yr4- Halima
Yr5- Gabriela	Yr5- Aisha	Yr5- Zaara	Yr5- Fletcher	Yr5- Kale
Yr6- Freddie	Yr6- McKenzie, Dylan, Billy and David.	Yr6- Josh, Josh and Cole.	Yr6-Destiny and Madi P	Yr6- Katie, Maddie C and Lily-May.

Look out for the text message after half term to say that all of the STEM Showcase presentations for each year group have been uploaded onto the school website. We hope you enjoy looking at them as much as we have enjoyed taking part in our STEM project this year.

# WHOLE SCHOOL READING



A big **thank you** to all our grownups! As you know, we have launched our Reading Challenge for the whole school to read at least three times a week. Every week, the numbers have risen higher and higher! Thank you and please keep going. It would be lovely to have some classes reach 100%

The winning class this half term, for the most 'reads' is Year 6. They will receive their special whole class prize after half term. Well done Year 6!

Also, a big thank you to our Reception grownups who attended the Phonics workshops this half term. All of the children have made super progress and we couldn't have done it without you! We plan to do further workshops for Reception and Year 1 parents on Thursday 8<sup>th</sup> June and Friday 18<sup>th</sup> June- more information to follow!

Mrs Short

## INTERNET SAFETY

Please ensure that your child is safe at all times whilst using any IT device. It is advisable that children are supervised and parents should check that security settings have been set up on each device. Do not hesitate to contact school if you require any support with internet safety.



## Wellbeing

This resource is designed to offer practical advice on how parents can safeguard their mental health and promote their wellbeing. The resource is available as a document and short video presentation. The link to both resources is:

<https://ssscpd.co.uk/education/parentsandguardians/your-mental-health-10-tips-for-parents>